



EE SKID PLATE INSTALLATION INSTRUCTIONS



FIG 1

- 1 Using an 8mm socket remove the stock plastic deflector. [Fig. 1]
- 2 Position the front strap labeled 24- 672 as shown. [Fig. 2]
- 3 Situate the skid plate against the bottom of the frame as shown making sure the vent tube is aligned with the hole in the skid plate. [Fig. 3] [Fig. 3.1]
- 4 Using the provided M6x30mm flat head bolt; attach the skid plate to the rear frame mount. [Fig. 4]
Note: only snug at this time.
- 5 Using the provided M8x40mm flat head bolts: attach the skid plate to the front strap. [Fig. 5]
- 6 Once all 3 bolts are in place; start tightening them while pressing skid plate up against the frame.
Note: alternate from front to back until the skid plate is secure.

Enjoy your next ride!

Add EE Linkage Guard Part Number: 31-5117




FIG 2




FIG 3



FIG 3.1




FIG 4




FIG 5

WARNING AND DISCLAIMER

All parts manufactured, designed or sold by Enduro Engineering, Inc. (EEI) are to be installed by a licensed motorcycle dealer or a licensed motorcycle technician. Motorcycles can be dangerous. Serious injury, death and property damage can result from the use of motorcycles. This risk is increased by improper installation or misuse of after market parts. EEI's customers must exercise good judgment in the use, control, alteration, part selection and installation, and maintenance of their motorcycles. In the event of a possible defect in material or design, or any other defect in a part manufactured, designed or sold by EEI, the responsibility of EEI is limited to either a refund of the purchase price or the replacement of the part if EEI determines the part to be defective, and subject to EEI's inspection of the part within thirty (30) days from the date of purchase. (Note: any attempted repairs or modifications made to EEI products will void this limited warranty). EEI, under no circumstances will be responsible for incidental and/or consequential damages, property damage, personal injury damage, or damage, injury, cost or expense of any kind or nature whatsoever. By purchasing an EEI product or a product sold by EEI, you (1) acknowledge the above disclaimer and agree to its terms; (2) agree that any claim brought against EEI arising from and/or pertaining to or otherwise related to a part manufactured, designed or sold by EEI must be brought in the Michigan State Courts located in the County of Ingham or in the Federal District Court for the Western District of Michigan and that Michigan law shall apply on all issues; and (3) any claim against EEI must be brought within one (1) year of purchase of the product. EEI makes no other warranty, express or implied, including without limitation any warranties of merchantability and fitness for a particular purpose.

Part # **24-5018**

Skid Plate Installation

Quality Off-Road Motorcycle Products



enduroeng.com // 517.393.2421 // info@enduroeng.com